

SECURA



CRIB

# IMAGINE.....

Imagine all non-direct materials managed by one connected, easy to use, easy to manage, easy to query system for the entire site

One place everyone can go to pull reports, look up items, request product

# SecuraCrib at a glance

## KIT INCLUDES

- Central processing machine
- Operating system
- Access control
- Aerial surveillance
- Input devices



4 Motion-sensing cameras



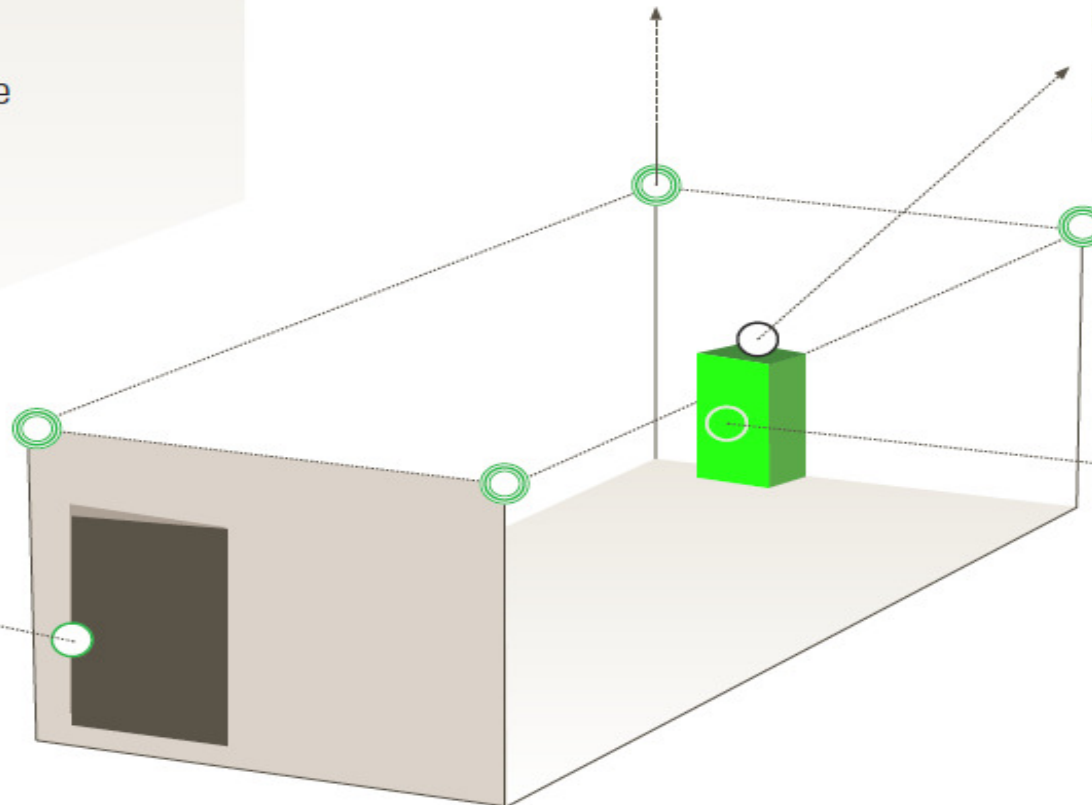
User takes the wireless scanner and scans barcodes of products being removed or returned.

If not already bar-coded, labels can be printed from anywhere right from the system



Entry keypad and new lock controls are connected on the outside of the entry point.

Authorized user is granted access to room.



Central Processing Machine

# SecuraCrib Kit

- Self-contained machine. Wireless Scanner/Cradle and SecuraStock Monitor installed on top (30" wide x 36" high x 14" deep)
- Same electronic components as SecuraStock and software UI

*except:*

- 4-32 ready-to-install Cameras with long cables to connect to machine
- Access Control Keypad  
with Electronic Security Lock  
(needs installation)
- Lock selected for each install,  
based on entry method



# **STEP 1: LOG IN and WALK in OPEN DOOR(S)**

Login via:

1. PIN Code
2. Finger (either hand)
3. Prox Card



SecuraCrib door lock will unlock

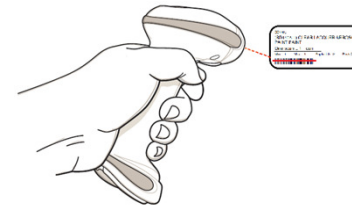
Open the door, walk in

## STEP 2: REMOVE SCANNER and SCAN ITEMS

Remove Barcode Scanner from the cradle on top of Machine



Scan item barcode for EACH item you are taking or returning (same as SecuraStock)




Check the label for “Scan Each=“

*Action features - Return, Item Urgently Needed, Undo Last Scan - attached to scanner handle via metal strip with cord reel*



## STEP 3:      RETURN SCANNER and REMOVE ITEMS

Put Scanner back into Cradle



Check the Monitor for correctness

User: Leonard Bashkin

Job: 1510-9000-2894

Machine: 7370F

#	Product ID	Description	Qty	UoM	Type
1	4009045	Nuts, Zinc	-1	EA	Issue
2	4009045	Nuts, Zinc	-1	EA	Issue
3	BD-C	6" BATTERIES	-1	EA	Issue
4	BLUEPTNSTX	6" BLUE PAINT STICK	-1	EA	Issue
5	665964465	Scotch Shipping Tape Dispenser	1	BX	Return
6	4104157	Electrical connector	-1	EA	Issue

Undo Last Scan to undo transaction #6

When finished, return scanner to cradle, close left door first, then right.

Source

Menu

-

+

(1)

Walk out and close the door; lock will re-engage

# SecuraStock – confirmed issue, huge variety of options

- Verify all product Issues, Requests, Work Order Entry on the Monitor before leaving secure area

User: Leonard BashkinJob: 1510-9000-2894Machine: 7370F

#	Product ID	Description	Qty	UoM	Type
1	4009045	Nuts, Zinc	-1	EA	Issue
2	4009045	Nuts, Zinc	-1	EA	Issue
3	BD-C	"C" BATTERIES	-1	EA	Issue
4	BLUEPTNSTX	6" BLUE PAINT STICK	-1	EA	Issue
5	665564465	Scotch Shipping Tape Dispenser	1	BX	Return
6	4104157	Electrical connector	-1	EA	Issue

Undo Last Scan to undo transaction #6

When finished, return scanner to cradle, close left door first, then right.

SourceMenu-+⏻



- Weatherproof access pads available



# SecuraCrib – beyond vending

- Tool / Asset tracking
    - Check in/check out, FOD, Calibration
  - Chemicals, sensitive materials expiry tracking
  - On-demand / Electronic ordering
    - Site-wide Online Product Request Feature
    - Non-stock Spot Buy electronic RFQ, approval process
- 
- Also available in Tablet-only form (no other hardware)
    - Special Windows OS tablet locked to only access SecuraCrib